Safety Information for Push Button Switches

Installation & Wiring Safety
- Always disconnect power before installation, wiring, or maintenance to avoid electric shock.
- Do not exceed the rated voltage/current specified for the switch. Improper use may cause overheating, fire, or component damage.
- Install the switch in a dry, well-ventilated location away from flammable materials, corrosive gases, or liquids.

AD16 Series
Pilot Indicators



The AD16 Series pilot indicators use LED as light sources. The advantages are long life, low energy consumption, small volume and light weight. It is an alternative to the XD-type incandescence lamp and neon lamp.
The lens is made of high-strength polycarbonate. It has good impact resistance and built-in screw-type wiring, which is safer and convenient. This series of pilot indicators are suitable for signal indicators, forecast signals and other indications signals in the lines of electrical power, telecommunications, machine tools, ships, textiles, printing, mining machinery and other equipments.

Notice

1. The usage frequency of the AC-type pilot indicators is 50-60Hz. Using in other frequency segments will damage the item.
2. The starting voltage of the anti-interference indicator is 35~45V. If you need a higher starting voltage, please advise. Please check the wiring if the interference voltage is too high.
3. Wiring errors are not allowed on AC type Dual-color indicator, otherwise the item will be damaged.
4. Avoid using welding to connect if possible, please use plug(2.5×0.8mm) to connect and the protective cover shoud be used; If welding is needed, the soldering iron should below 30W and welding should be done within 3 seconds. External force should not be performed to the terminal.

Diagram

	AC/DC Single Color Indicator	AC Single Color Indicator	AC-DC Dual-color Indicator	AC Dual-color Indicator
Normal Type	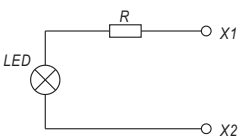	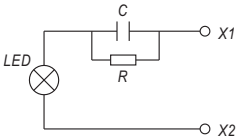	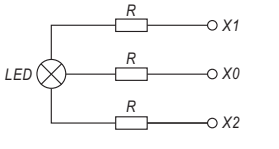 Red: X1-X0 Green: X2-X0 (Yellow: X1-X2)	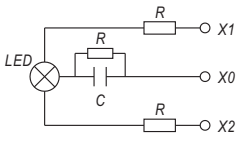 Red: X1-X0 Green: X2-X0
Anti-interference Type	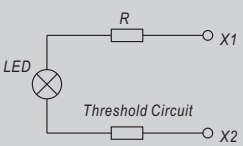	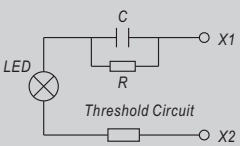	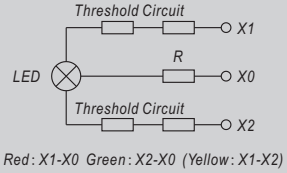 Red: X1-X0 Green: X2-X0 (Yellow: X1-X2)	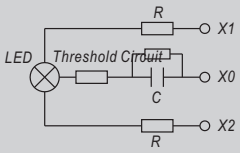 Red: X1-X0 Green: X2-X0

Note: 1. Built-in resistor for AC/DC indicator; Capacitor is used in AC indicator.
2. When voltage is 110V or above, the temperature of AC/DC indicator shell is higher than AC types.

Part Number Description

AD16★ ■-□ /△/▲/●/※

Symbol	Indication	Descpiptions
★	Mounting Hole Diameter	16: Φ16mm / 22: Φ22mm / 22(Applicable to 25mm Mounting Hole)
■	Auxiliary Code	(C,E... are used to indicate different models with same neck size.) M: Continuous Sound / S: Flashing Light / SM: Flashing Light and Intermittent Sound / SS: Dual-color Flashing Light / SSM: Dual-color Flashing Light Intermittent Sound
□	Structure	S: Short Type / No letter means standard type
△	Color	R: Red / G: Green / Y: Yellow / B: Blue / W: White
▲	Operating Voltage	According to specific models
●	Voltage Dropping Type	K: Anti-interference Type / F: Capacitor Discharge / No letter means standard type
※	IP Rating	P: IP65 / No letter means IP40

Performance characteristics

Operating Environment	-25℃~55℃, Altitude＜2000m	Rated Current	≤20mA
LED Life	≥40000 hours	Brightness	≥100cd/m²
Voltage Fluctuation	±20%(110V or above)	Comparative Tracking Index(CTI)	≥100
Rated Impulse Withstand Voltage	2.5KV (AC valid value), 1min	Insulation Resistance	Ui≤60V, 5MΩ; 60V＜Ui≤660V, 50MΩ
Frequency(AC)	50~60Hz	Illuminaton Color	Red / Green / Yellow / Blue / White

Models

Shape	Part Number	Color	Operating Voltage	Dimensions	Notes
 Φ16C	AD16-16C/△/▲	R G Y B W	AC/DC 6V AC/DC 12V AC/DC 24V AC/DC 110V AC/DC 220V AC/DC 380V AC 110V AC 220V AC 380V	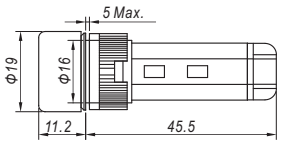	◎ Screw Terminal
 Φ16E	AD16-16E/△/▲	R G Y B W		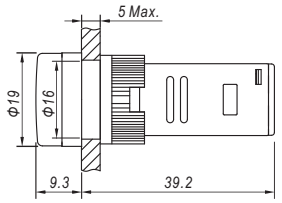	◎ Screw Terminal ◎ Anti -electric Shock Structure
 Φ16 Buzzer	AD16-16M/▲ AD16-16S/▲ AD16-16SM/▲	Continuous Sound Flashing Light Flashing Light Intermittent Sound	DC 6V DC 12V DC 24V AC 220V AC 380V Note: There is no DC6V option for flashing light or flashing light buzzer	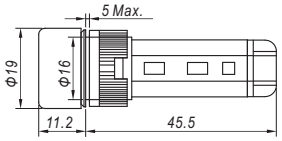	Buzzer Volume: ≥80dB(10cm) Continuous Sound Intermittent Sound Ie≤35mA

Models(Φ22)(Applicable to 25mm Mounting Hole)

Shape	Part Number	Color	Operating Voltage	Dimensions	Notes
 Φ22BS(Short Type)	AD16-22BS/△/▲	R G Y B W	AC/DC 6V AC/DC 12V AC/DC 24V AC/DC 110V AC/DC 220V AC/DC 380V AC 110V AC 220V AC 380V	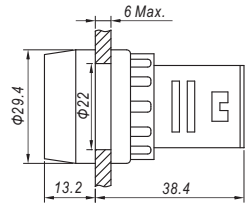	Screw Terminal Anti -electric Shock Structure
 Φ22DS(Short Type)	AD16-22DS/△/▲/◎	R G Y B W		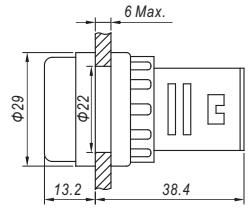	Screw Terminal Anti -electric Shock Structure IP40 / IP65(Optional)
 Φ22ES(Short Type)	AD16-22ES/△/▲	R G Y B W		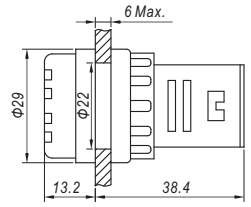	Screw Terminal Anti -electric Shock Structure
 Φ22HS(Short Type)	AD16-22HS/△/▲	R G Y B W		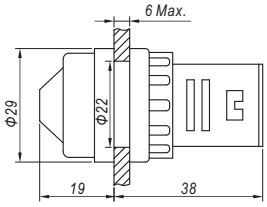	380/220 capacitor discharge Screw Terminal Anti -electric Shock Structure
 Φ22D	AD16-22D/△/▲/●/※	R G Y B W		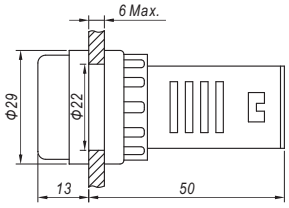	Screw Terminal Anti -electric Shock Structure Anti-interference T ype can be customized IP40 / IP65(Optional)
 Φ22 Dual-color	AD16-22D/△ △/▲/●/※	Red Green Dual-color		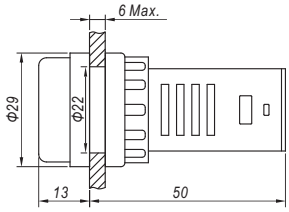	Screw Terminal Anti -electric Shock Structure Anti-interference Type can be customized Other illumination color can be customized IP40 / IP65(Optional)

Models(Φ22)(Applicable to 25mm Mounting Hole)

Shape	Part Number	Color	Operating Voltage	Dimensions	Notes
 Φ22 Flashing Light	AD16-22S/△/▲	Single-color Flashing Light	AC/DC 12V AC/DC 24V AC 110V AC 220V AC 380V	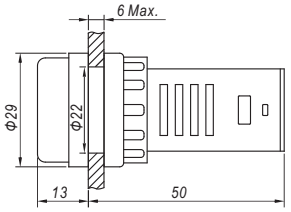	Screw Terminal Anti -electric Shock Structure Anti-interference Type can be customized Other illumination color can be customized IP40/IP65(Optional)
	AD16-22SS/△△/▲	Dual-color Flashing Light			
 Φ22 Metal Frame Flashing Light	AD16-22GQ-D/△/▲	Single-color Steady Light		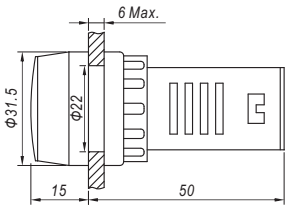	
	AD16-22GQ-S/△/▲	Single-color Flashing Light			
	AD16-22GQ-SS/△△/▲	Dual-color Flashing Light			
 Φ22 Buzzer	AD16-22M/▲	Continuous Sound		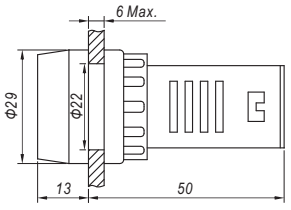	Buzzer Volume: ≥80dB(10cm)
	AD16-22S/△/▲	Single-color Flashing Light			
	AD16-22SM/△/▲	Flashing Light ? Intermittent Sound			
 Φ22 Metal Frame Buzzer	AD16-22GQ-M/▲	Continuous Sound		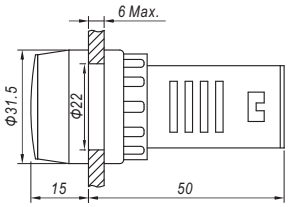	Continuous Sound Intermittent Sound Ie≤35mA
	AD16-22GQ-SM/△/▲	Flashing Light ? Intermittent Sound			
	AD16-22GQ-SSM/△△/▲	Dual-color Flashing Light Intermittent Sound			